

Robert M. O'Brien, Superintendent


2710 Students
217 Teachers

2004 Assessment Results: Elementary Schools

Percentage of students at each performance level

Total percent proficient in each subtest

This District / The State




Bar graphs may not sum to 100% due to rounding.

2004 Assessment Results: Middle Schools

Percentage of students at each performance level

Total percent proficient in each subtest

This District / The State



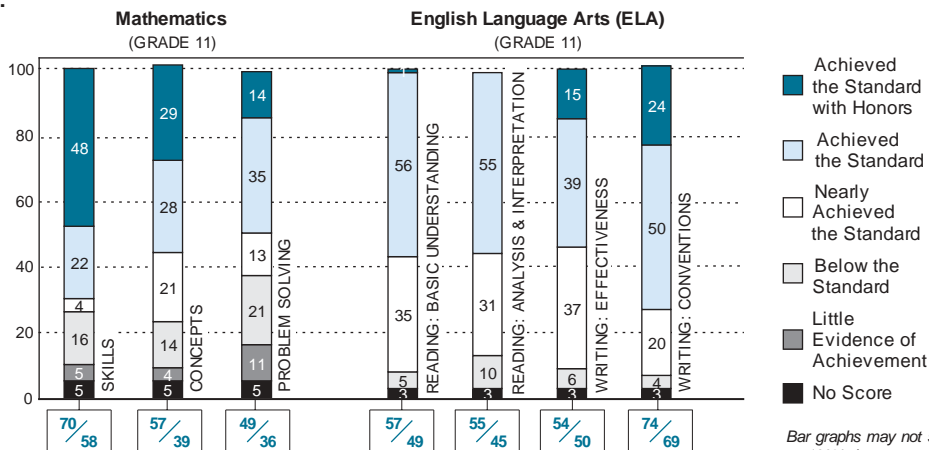
Bar graphs may not sum to 100% due to rounding.

2004 Assessment Results: High Schools

Percentage of students at each performance level

Total percent proficient in each subtest

This District / The State



Bar graphs may not sum to 100% due to rounding.

SAT Scores

Mathematics Average	
District	State
506	496
Verbal Average	
District	State
496	494
Percent of seniors taking tests	
District	State
72	61