

Dr. Hans Dellith, Superintendent


9654 Students
733 Teachers

2004 Assessment Results: Elementary Schools

Percentage of students at each performance level

Total percent proficient in each subtest

This District / The State



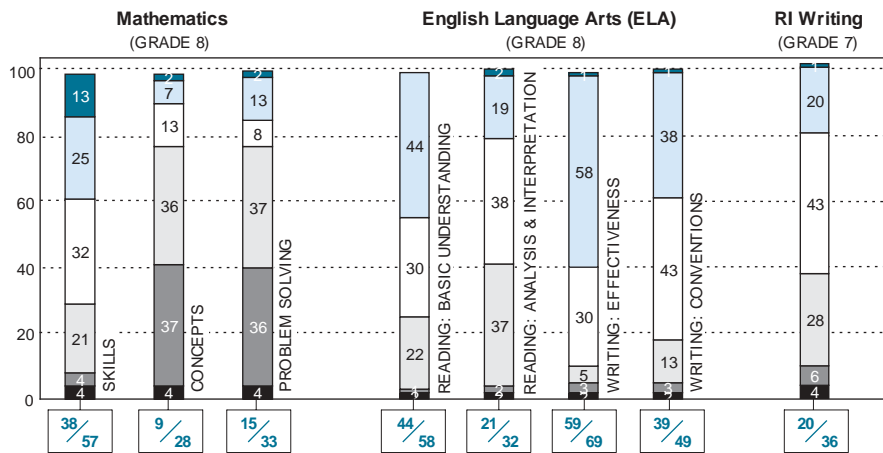
Bar graphs may not sum to 100% due to rounding.

2004 Assessment Results: Middle Schools

Percentage of students at each performance level

Total percent proficient in each subtest

This District / The State




Bar graphs may not sum to 100% due to rounding.

2004 Assessment Results: High Schools

Percentage of students at each performance level

Total percent proficient in each subtest

This District / The State



Achieved the Standard with Honors
Achieved the Standard
Nearly Achieved the Standard
Below the Standard
Little Evidence of Achievement
No Score

Bar graphs may not sum to 100% due to rounding.

SAT Scores

Mathematics Average	
District	State
456	496
Verbal Average	
District	State
437	494
Percent of seniors taking tests	
District	State
47	61