


Dr. James M. Halley, Superintendent

4626 Students  
291 Teachers

2004 Assessment Results:  
Elementary Schools

Percentage of students at each performance level

Total percent proficient in each subtest  
This District / The State



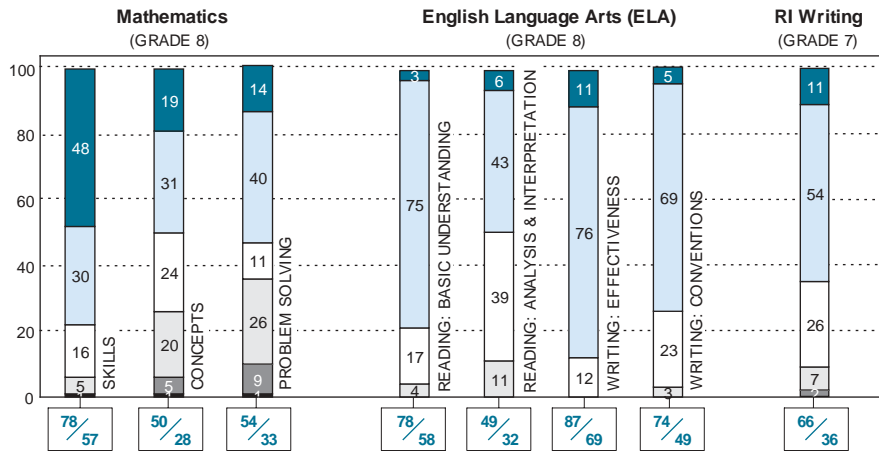
- Achieved the Standard with Honors
- Achieved the Standard
- Nearly Achieved the Standard
- Below the Standard
- Little Evidence of Achievement
- No Score

Bar graphs may not sum to 100% due to rounding.

2004 Assessment Results:  
Middle Schools

Percentage of students at each performance level

Total percent proficient in each subtest  
This District / The State



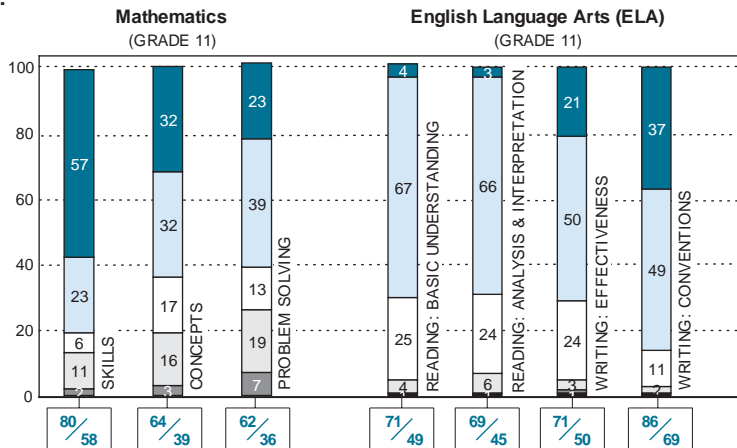
- Achieved the Standard with Honors
- Achieved the Standard
- Nearly Achieved the Standard
- Below the Standard
- Little Evidence of Achievement
- No Score

Bar graphs may not sum to 100% due to rounding.

2004 Assessment Results:  
High Schools

Percentage of students at each performance level

Total percent proficient in each subtest  
This District / The State



- Achieved the Standard with Honors
- Achieved the Standard
- Nearly Achieved the Standard
- Below the Standard
- Little Evidence of Achievement
- No Score

Bar graphs may not sum to 100% due to rounding.

SAT Scores

Mathematics Average	
District	State
527	496
Verbal Average	
District	State
524	494
Percent of seniors taking tests	
District	State
76	61