

Mary C. Canole, Ed.D., Superintendent

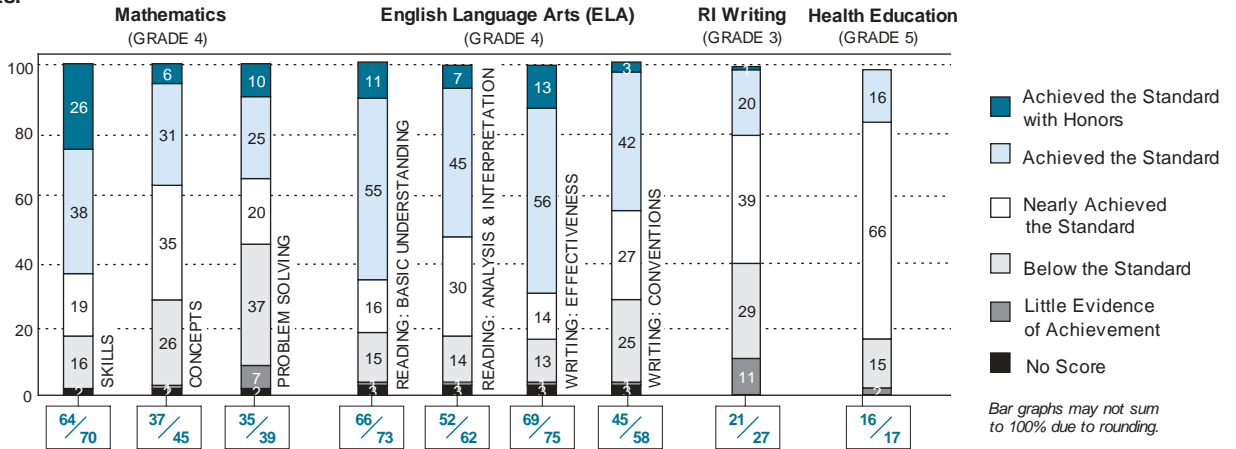
2826 Students  
237 Teachers

## 2004 Assessment Results: Elementary Schools

Percentage of students at each performance level

Total percent proficient in each subtest

This District / The State



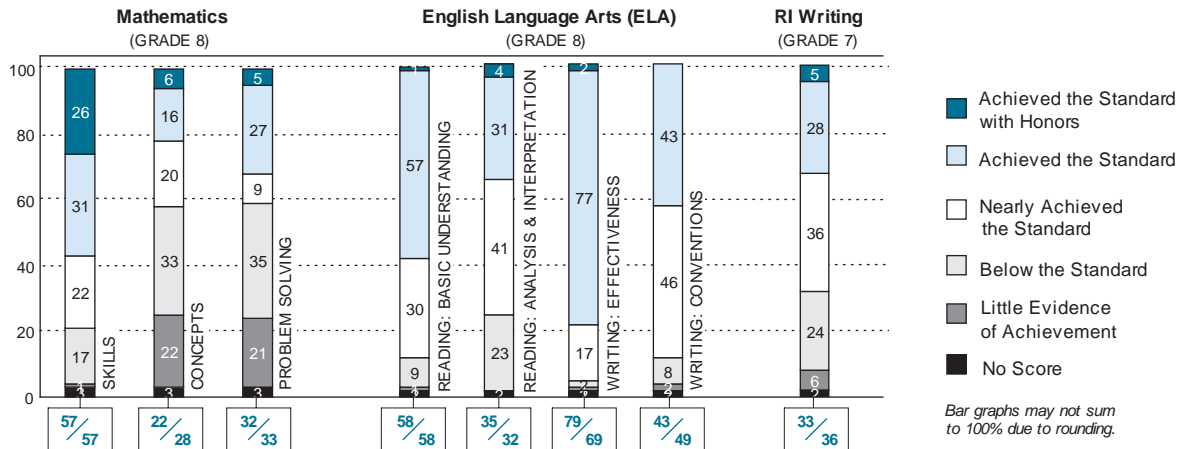
Bar graphs may not sum to 100% due to rounding.

## 2004 Assessment Results: Middle Schools

Percentage of students at each performance level

Total percent proficient in each subtest

This District / The State



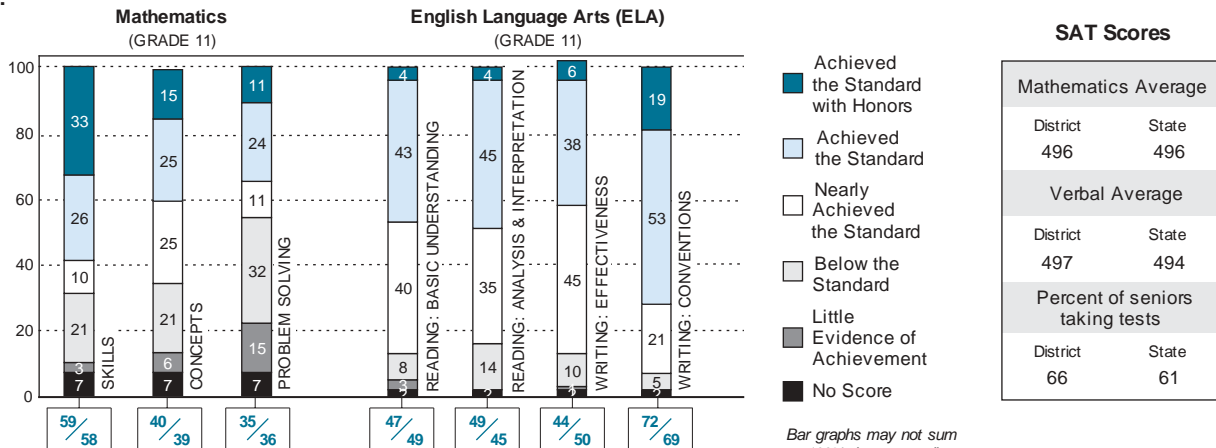
Bar graphs may not sum to 100% due to rounding.

## 2004 Assessment Results: High Schools

Percentage of students at each performance level

Total percent proficient in each subtest

This District / The State



Bar graphs may not sum to 100% due to rounding.

### SAT Scores

| Mathematics Average             |       |
|---------------------------------|-------|
| District                        | State |
| 496                             | 496   |
| Verbal Average                  |       |
| District                        | State |
| 497                             | 494   |
| Percent of seniors taking tests |       |
| District                        | State |
| 66                              | 61    |