

Catherine M. Ciarlo, Superintendent

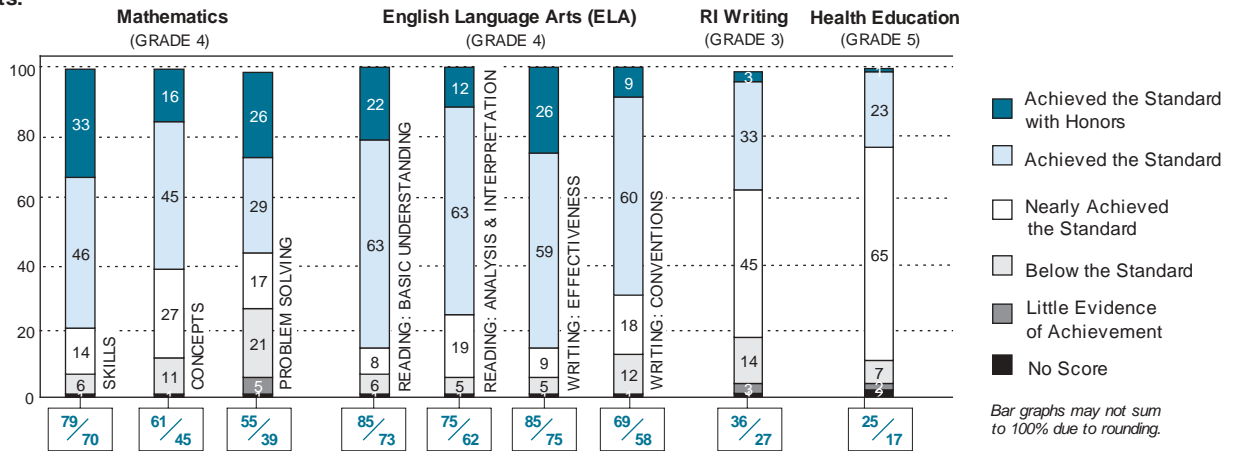
11222 Students
773 Teachers

2004 Assessment Results: Elementary Schools

Percentage of students at each performance level

Total percent proficient in each subtest

This District / The State



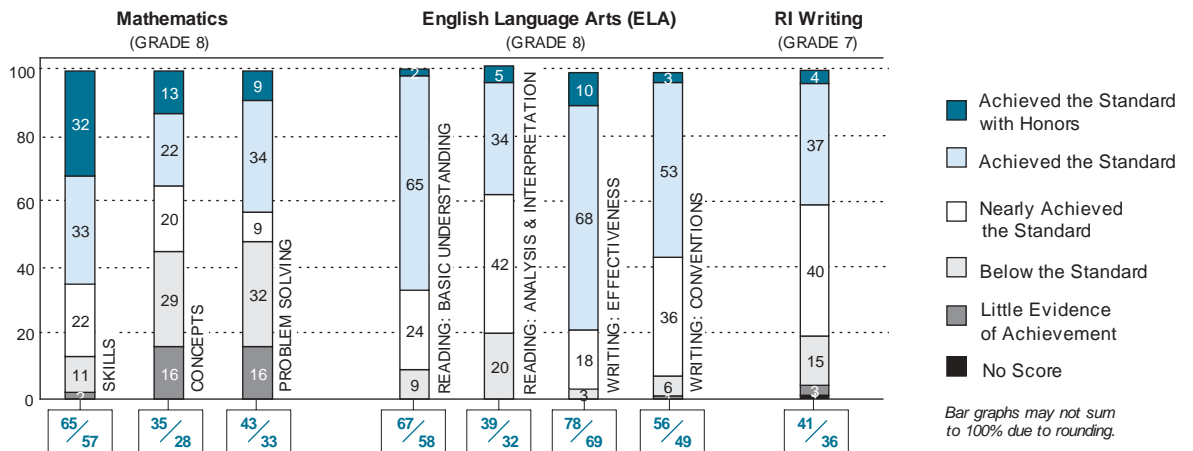
Bar graphs may not sum to 100% due to rounding.

2004 Assessment Results: Middle Schools

Percentage of students at each performance level

Total percent proficient in each subtest

This District / The State



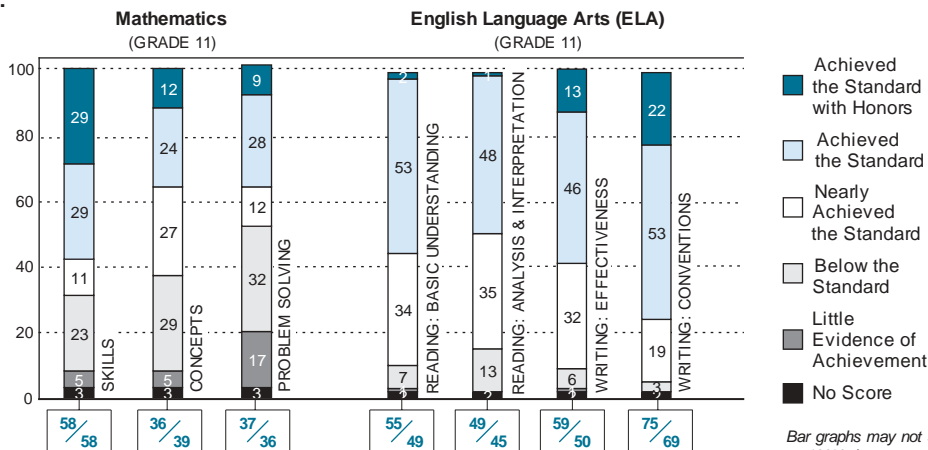
Bar graphs may not sum to 100% due to rounding.

2004 Assessment Results: High Schools

Percentage of students at each performance level

Total percent proficient in each subtest

This District / The State



Bar graphs may not sum to 100% due to rounding.

SAT Scores

Mathematics Average	
District	State
513	496
Verbal Average	
District	State
509	494
Percent of seniors taking tests	
District	State
55	61