

Dr. Patricia Watkins, Superintendent


3734 Students
242 Teachers

2004 Assessment Results:
Elementary Schools

Percentage of students at each performance level

Total percent proficient in each subtest

This District / The State




Bar graphs may not sum to 100% due to rounding.

2004 Assessment Results:
Middle Schools

Percentage of students at each performance level

Total percent proficient in each subtest

This District / The State




Bar graphs may not sum to 100% due to rounding.

2004 Assessment Results:
High Schools

Percentage of students at each performance level

Total percent proficient in each subtest

This District / The State



Achieved the Standard with Honors
Achieved the Standard
Nearly Achieved the Standard
Below the Standard
Little Evidence of Achievement
No Score

Bar graphs may not sum to 100% due to rounding.

SAT Scores

Mathematics Average	
District	State
407	496
Verbal Average	
District	State
399	494
Percent of seniors taking tests	
District	State
39	61