

School Classification Indicators: Elementary Schools

The Foster-Glocester Regional District draws its middle and high school students from the Foster and Glocester districts which are separate school systems.

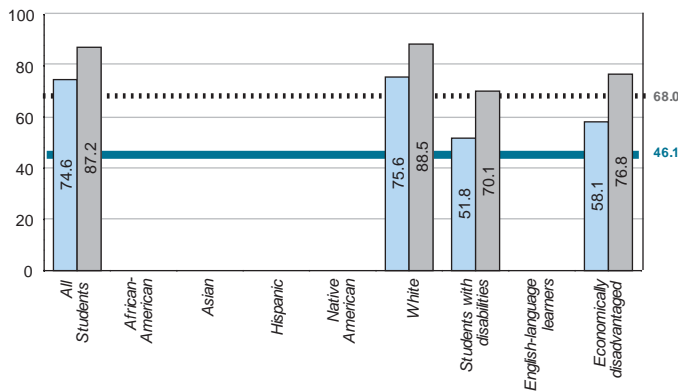
School Classification Indicators: Middle Schools (21 Targets)

Mathematics
 English Language Arts

■ This district's index score
 ■ 2004 state target

■ This district's index score
 2004 state target

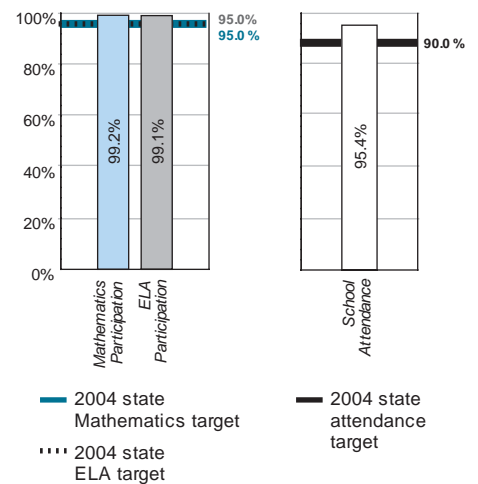
Index Scores and Targets
 (3 years of assessment data)



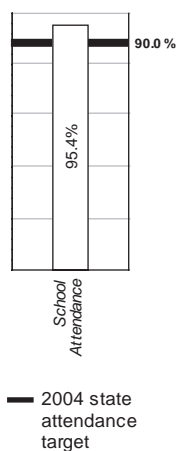
Missing data indicates fewer than 45 students in that group over three years.

Index scores range from 0 to 100. They are based on the performance levels of all students in both English language arts and mathematics, for all subtests, over three years. For further detail, see the 2004 School Report Cards at www.ridee.net.

Participation Rates and Targets
 (3 years of assessment data)



Attendance Rate and Target
 (1 year of data)



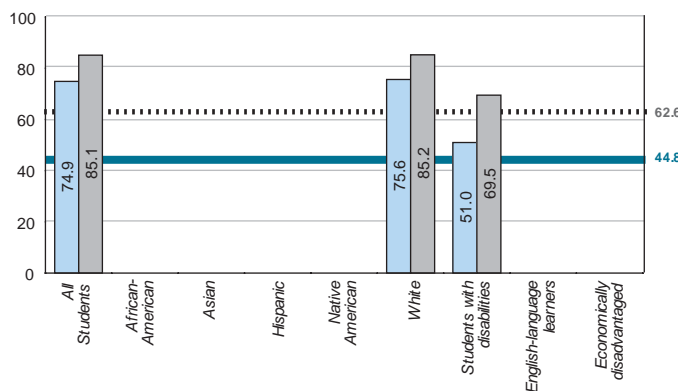
School Classification Indicators: High Schools (21 Targets)

Mathematics
 English Language Arts

■ This district's index score
 ■ 2004 state target

■ This district's index score
 2004 state target

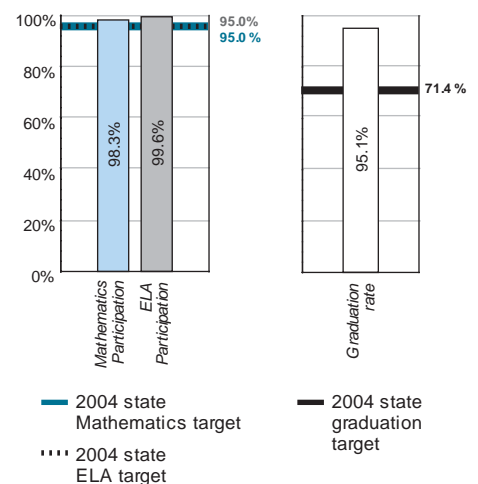
Index Scores and Targets
 (3 years of assessment data)



Missing data indicates fewer than 45 students in that group over three years.

Index scores range from 0 to 100. They are based on the performance levels of all students in both English language arts and mathematics, for all subtests, over three years. For further detail, see the 2004 School Report Cards at www.ridee.net.

Participation Rates and Targets
 (3 years of assessment data)



Graduation Rate and Target
 (2004 rate)

