

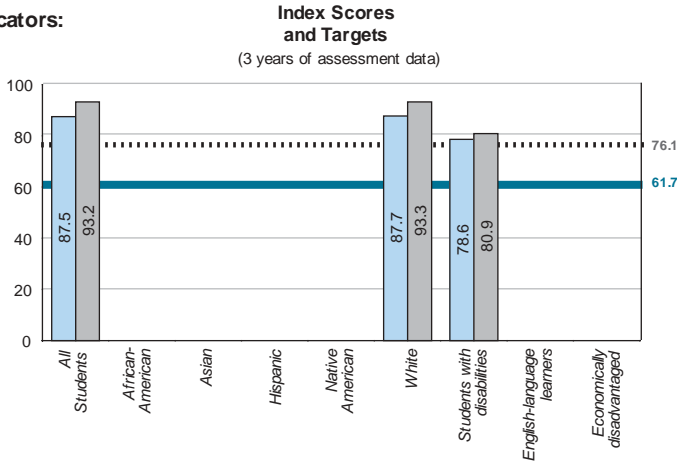
## School Classification Indicators: Elementary Schools (21 Targets)

Mathematics

- This district's index score
- 2004 state target

English Language Arts

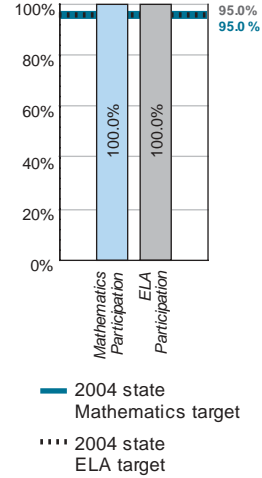
- This district's index score
- 2004 state target



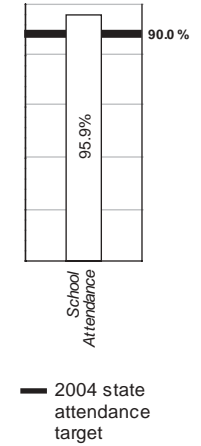
Missing data indicates fewer than 45 students in that group over three years.

Index scores range from 0 to 100. They are based on the performance levels of all students in both English language arts and mathematics, for all subtests, over three years. For further detail, see the 2004 School Report Cards at [www.ridoe.net](http://www.ridoe.net).

## Participation Rates and Targets (3 years of assessment data)



## Attendance Rate and Target (1 year of data)



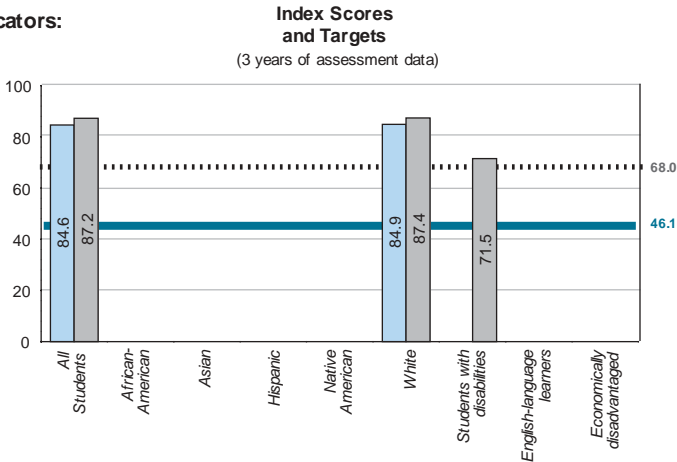
## School Classification Indicators: Middle Schools (21 Targets)

Mathematics

- This district's index score
- 2004 state target

English Language Arts

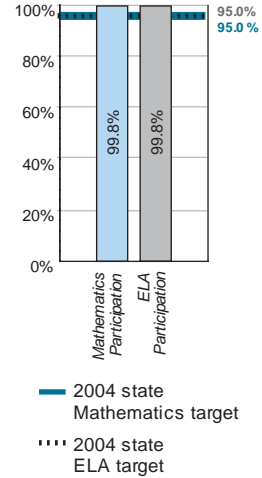
- This district's index score
- 2004 state target



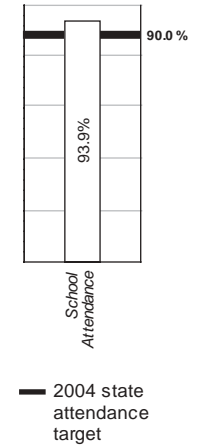
Missing data indicates fewer than 45 students in that group over three years.

Index scores range from 0 to 100. They are based on the performance levels of all students in both English language arts and mathematics, for all subtests, over three years. For further detail, see the 2004 School Report Cards at [www.ridoe.net](http://www.ridoe.net).

## Participation Rates and Targets (3 years of assessment data)



## Attendance Rate and Target (1 year of data)



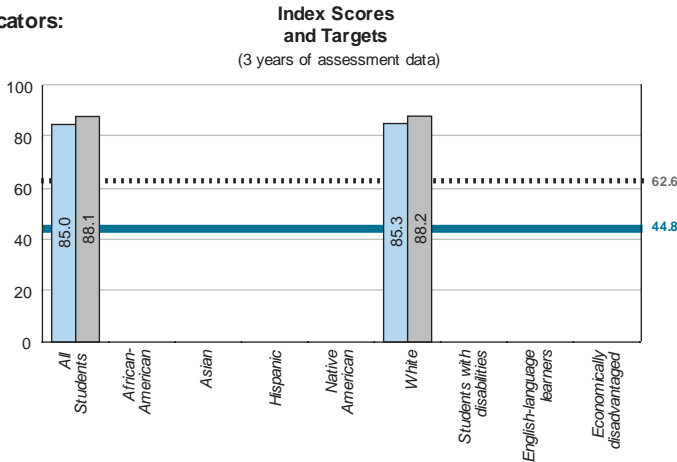
## School Classification Indicators: High Schools (21 Targets)

Mathematics

- This district's index score
- 2004 state target

English Language Arts

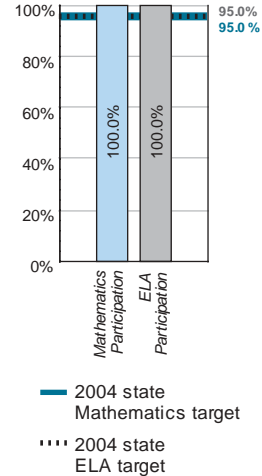
- This district's index score
- 2004 state target



Missing data indicates fewer than 45 students in that group over three years.

Index scores range from 0 to 100. They are based on the performance levels of all students in both English language arts and mathematics, for all subtests, over three years. For further detail, see the 2004 School Report Cards at [www.ridoe.net](http://www.ridoe.net).

## Participation Rates and Targets (3 years of assessment data)



## Graduation Rate and Target (2004 rate)

