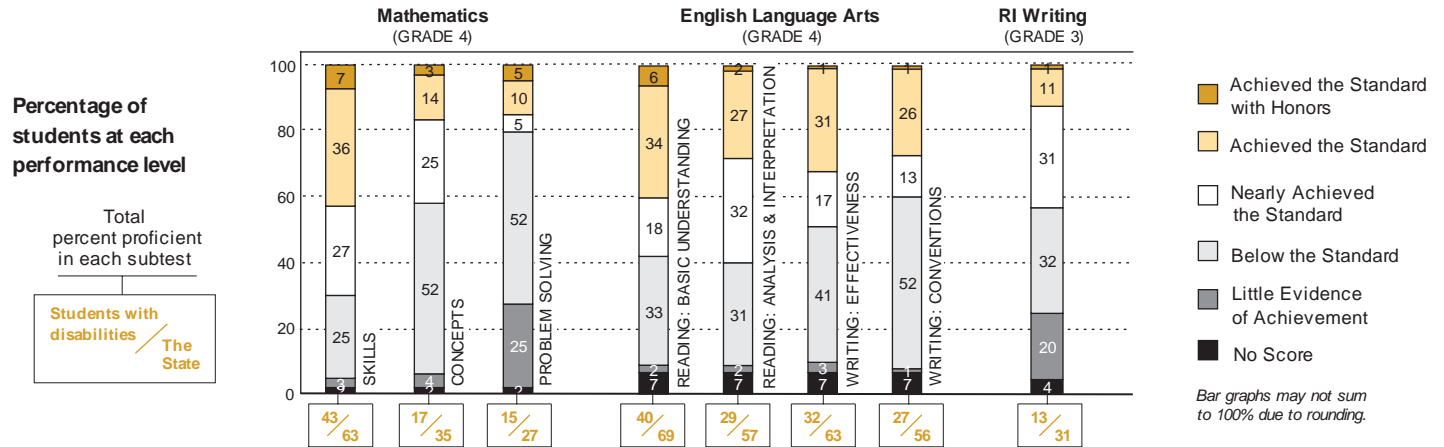


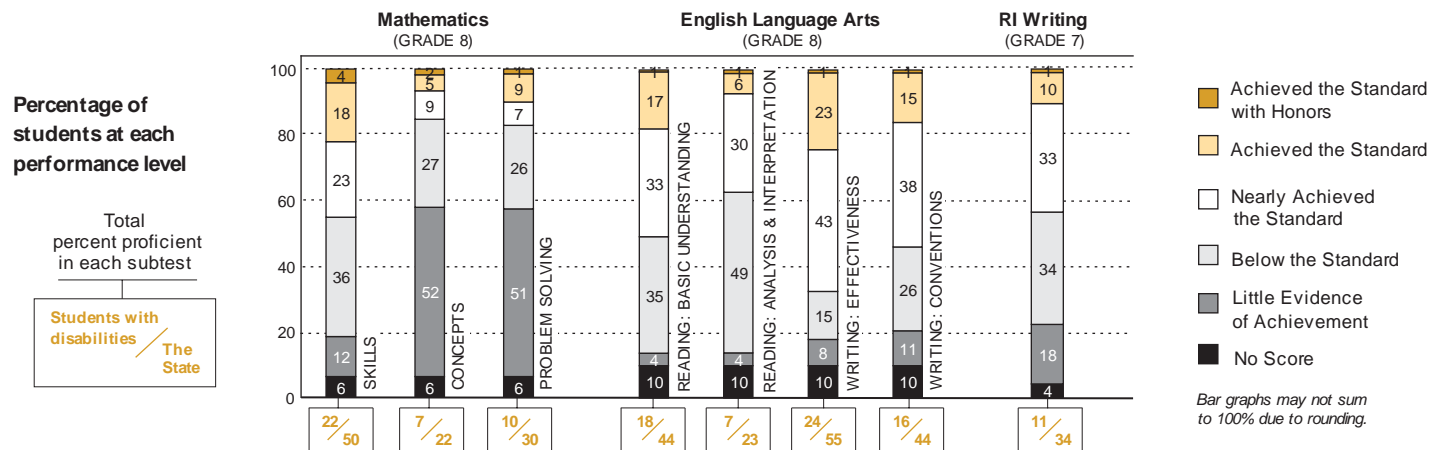
Rhode Island: Students with Disabilities

Information Works! School Year 2002-2003

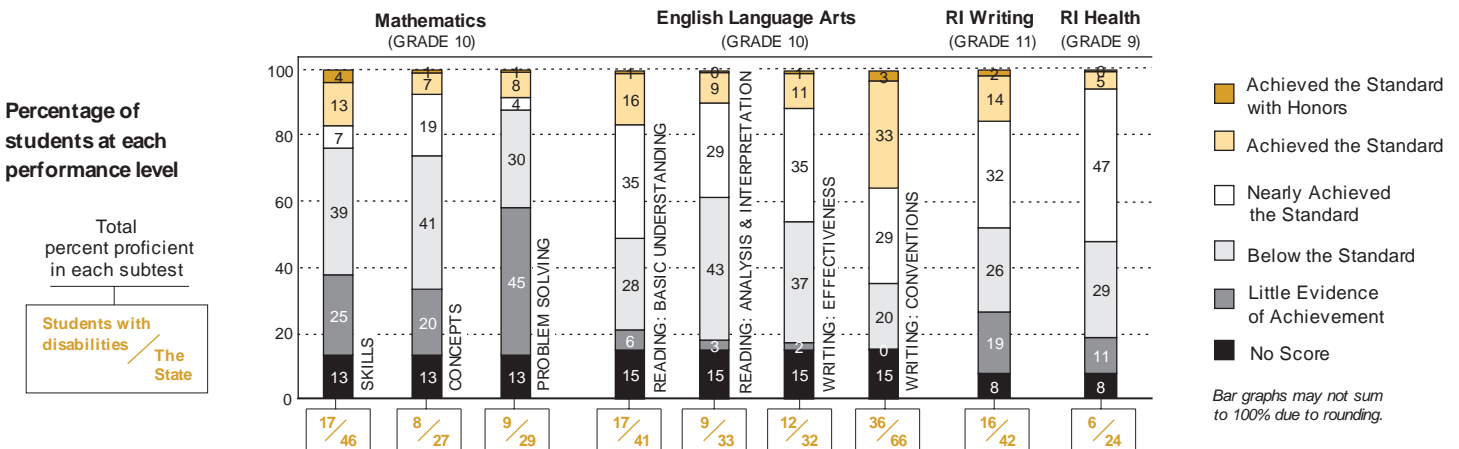
2003 Assessment Results: Elementary Schools



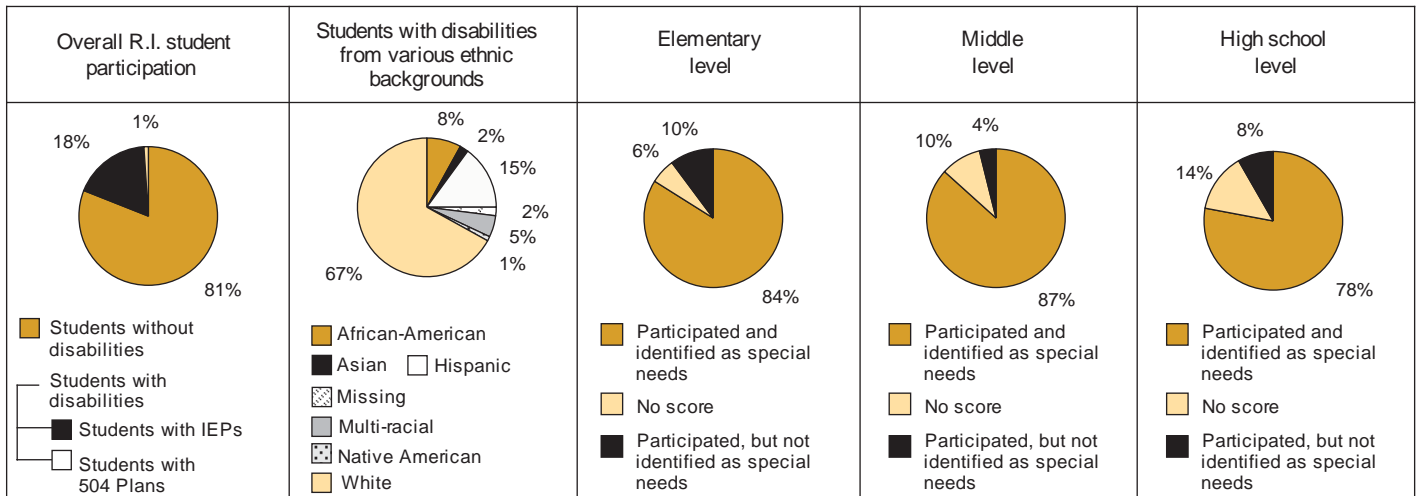
2003 Assessment Results: Middle Schools



2003 Assessment Results: High Schools



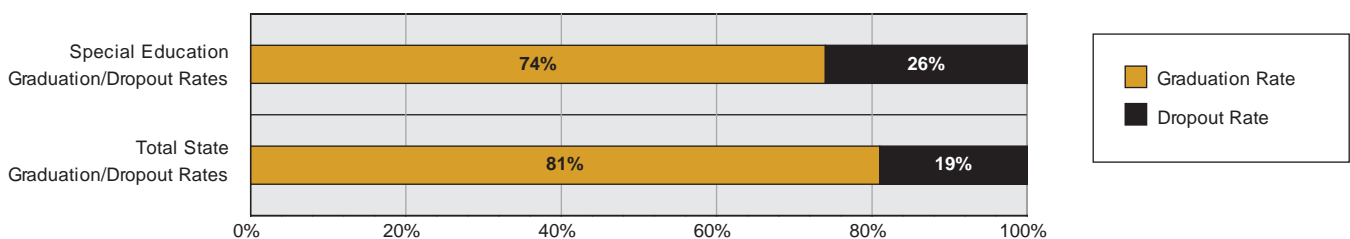
Participation of students with disabilities on the English Language Arts New Standards Reference Exam



Achievement Proficiency by Category of Students with Disabilities on New Standards Reference Exams, RI Writing and RI Health

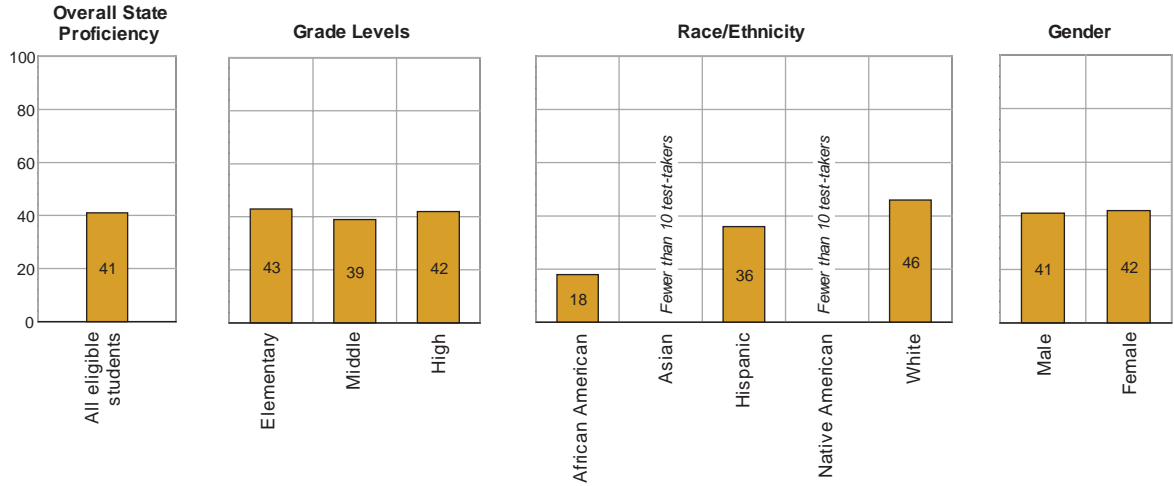
	Number of eligible students	Percent proficient in Mathematics	Percent proficient in ELA	Percent proficient in RI Writing	Percent proficient in RI Health
Elementary Level					
Total students with or without disabilities, Grade 4: 12,403					
Total students with disabilities	2,430	19%	32%	13%	NA
• IEP with accommodations	1,753	21%	25%	8%	NA
• IEP without accommodations	542	34%	41%	18%	NA
• 504 with accommodations	61	36%	58%	33%	NA
• 504 without accommodations	74	40%	62%	24%	NA
Middle Level					
Total students with or without disabilities, Grade 8: 12,942					
Total students with disabilities	2,724	13%	16%	11%	NA
• IEP with accommodations	1,637	9%	9%	7%	NA
• IEP without accommodations	894	16%	21%	14%	NA
• 504 with accommodations	54	30%	35%	29%	NA
• 504 without accommodations	139	35%	43%	32%	NA
High School Level					
Total students with or without disabilities, Grade 10: 11,903					
Total students with disabilities	2,008	11%	18%	16%	6%
• IEP with accommodations	789	5%	11%	9%	3%
• IEP without accommodations	1,096	13%	21%	17%	7%
• 504 with accommodations	14	52%	65%	30%	Fewer than 10
• 504 without accommodations	109	29%	43%	42%	16%

Special Education Graduation/Dropout Rates



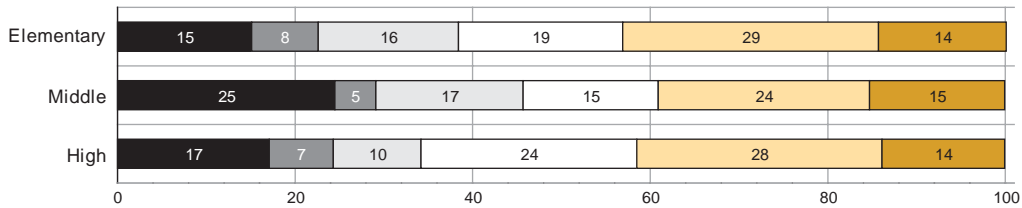
Alternate Assessment Performance in the State of Rhode Island

Percent of students achieving the standard on the Alternate Assessment



Percent of Students at Each Performance Level on the Alternate Assessment

State overall
Numbers may not sum to 100% due to rounding.



Districts with more than 20 students eligible for the Alternate Assessment
Numbers may not sum to 100% due to rounding.

