

# Arlington School

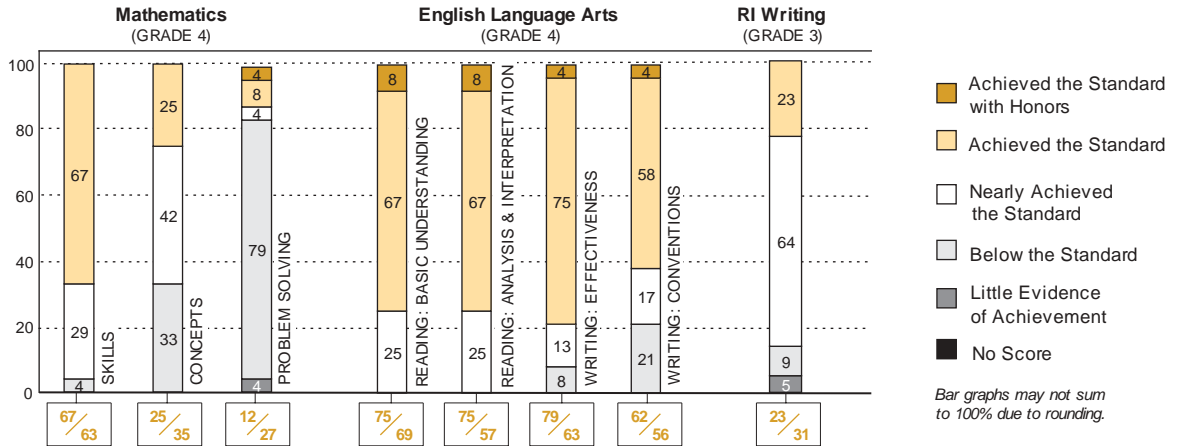
Information Works! School Year 2002-2003

Cranston District  
Judith Lundsten, Principal  
Grades KG-5  
144 Students  
6 Teachers

## 2003 Assessment Results

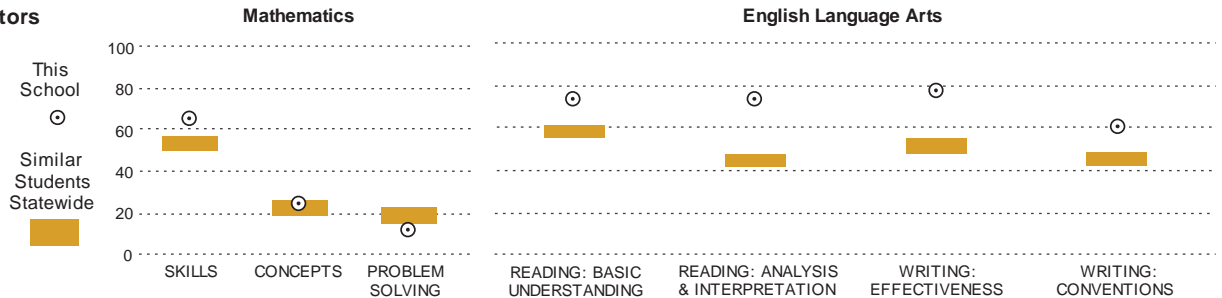
Percentage of students at each performance level

Total percent proficient in each subtest



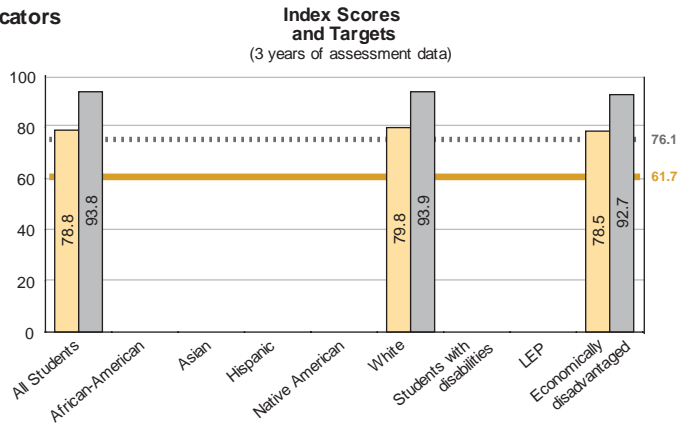
## 2003 Value-Added Indicators

Percentage of students who met or exceeded the standard compared with the percentage of similar students statewide



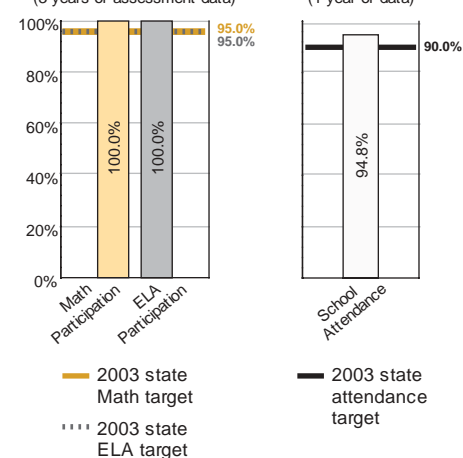
## School Classification Indicators (21 Targets)

Mathematics: This school's index score, 2003 state target  
English Language Arts: This school's index score, 2003 state target



Index scores range from 0 to 100. They are based on the performance levels of all students in both English language arts and mathematics, for all subtests, over three years. For further detail, see the 2003 School Reports Cards at [www.ridoenet.net](http://www.ridoenet.net).

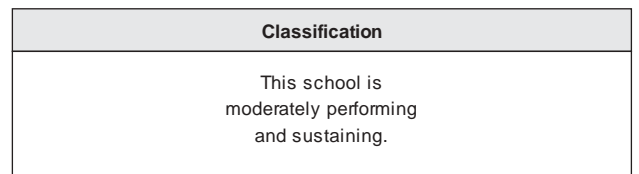
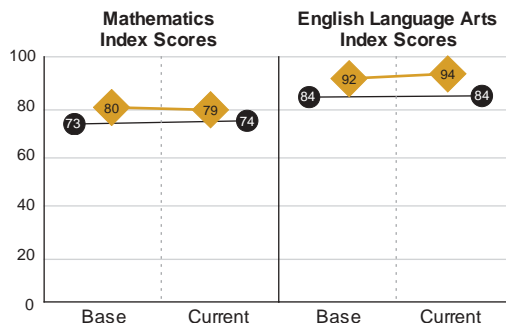
## Participation Rates and Targets (3 years of assessment data)



## Performance Progress

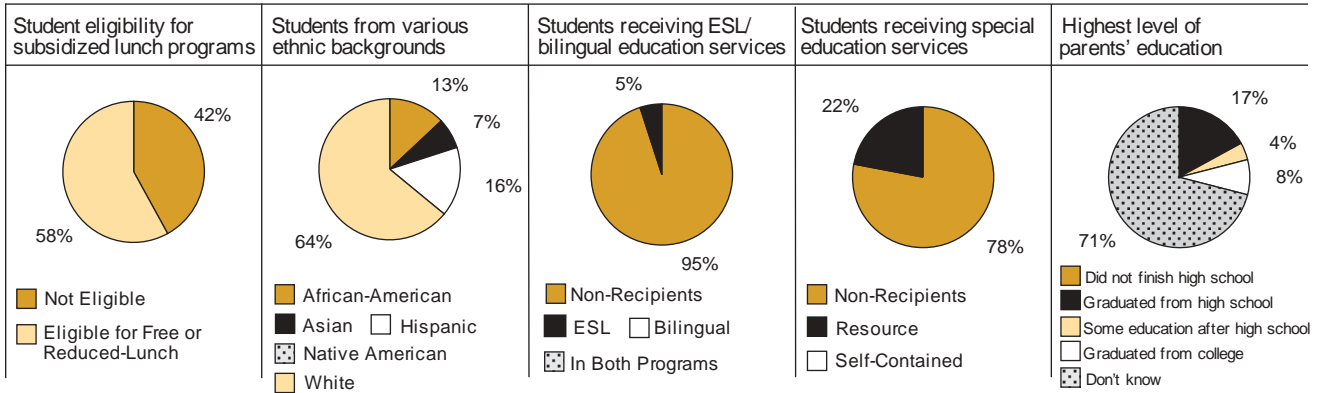
Student achievement over the past four years

Base: School years 2000-2002  
Current: School years 2001-2003



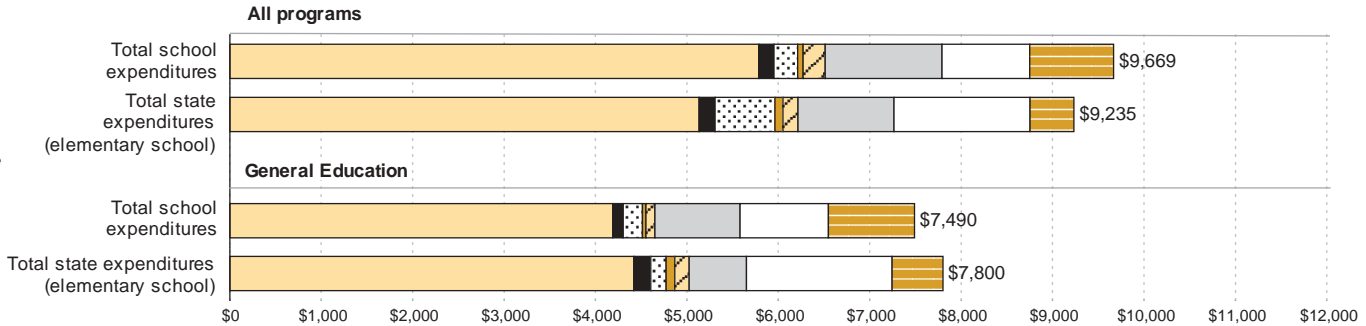
Schools that miss any of the 21 targets are classified as in need of improvement, as required by federal law.

**Characteristics of students attending this school**




**Financial information (per pupil)**

Data source: InSite



**Key for school expenditures areas**

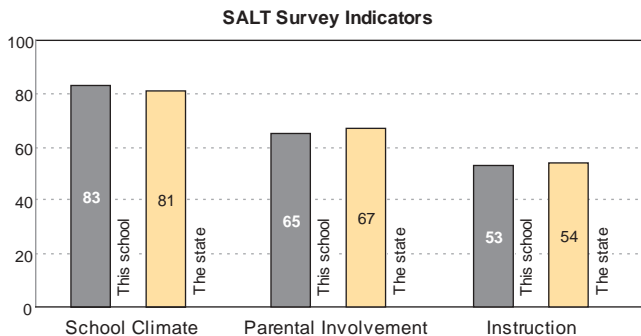


**Per pupil expenditures by program**

|                           | General Education | LEP       | Special Education | Title I | Vocational Education |
|---------------------------|-------------------|-----------|-------------------|---------|----------------------|
| This school               | \$7,490           | \$148,546 | \$45,430          | \$865   | NA                   |
| Elementary school average | \$7,800           | \$4,322   | \$28,519          | \$888   | \$0                  |

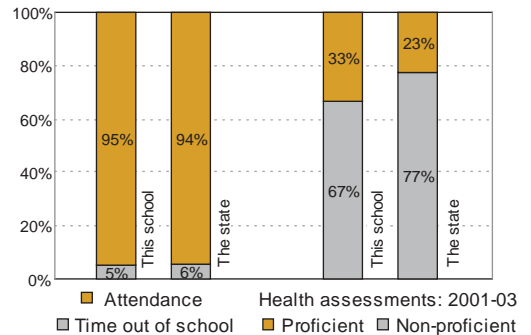
**Learning Support Indicators**

State averages are calculated by school level (elementary, middle, and high).



Please see [www.infoworks.ride.uri.edu/2004/reports/salt.asp](http://www.infoworks.ride.uri.edu/2004/reports/salt.asp) for further detail.

**Other Indicators**



**Additional school indicators**

? Indicates school did not supply this information.

|  | This School | This District | The State    |
|--|-------------|---------------|--------------|
| 1. SALT Survey Teacher Response Rate (%)                         | 100         | 74            | 80           |
| 2. SALT Survey Student Response Rate (%)                         | 98          | 86            | 86           |
| 3. SALT Survey Parent Response Rate (%)                          | 78          | 56            | 39           |
| 4. Stability Index (%)   | 74          | 91            | 85           |
| 5. Mobility Index (%)  | 19          | 19            | 20           |
| 6. Suspensions / Total # of Students                             | 5/144       | 1965/11269    | 44474/159205 |
| 7. Grievances  | 0           | 1             | 369          |
| 8. Teacher Attendance (%)  | 95          | 98            | 97           |
| 9. Teachers with emergency/special provisional certification (%) | 0           | 2             | 1            |

**Suspensions**

- Indicates 0 suspensions.

| Infraction   | Out-of-School Suspensions | In-School Suspensions | Alternate Programs | Total    |
|--|---------------------------|-----------------------|--------------------|----------|
| Alcohol  | -                         | -                     | -                  | -        |
| Arson  | -                         | -                     | -                  | -        |
| Assault of Student                                   | 1                         | -                     | -                  | 1        |
| Assault of Teacher                                   | 2                         | -                     | -                  | 2        |
| Attendance-Cut/Skipped Class                         | -                         | -                     | -                  | -        |
| Attendance-Cut/Skipped Detention                     | -                         | -                     | -                  | -        |
| Attendance-Left School Grounds                       | -                         | -                     | -                  | -        |
| Attendance-Tardy                                     | -                         | -                     | -                  | -        |
| Attendance-Truant                                    | -                         | -                     | -                  | -        |
| Bomb Threat  | -                         | -                     | -                  | -        |
| Breaking & Entering                                  | -                         | -                     | -                  | -        |
| Communication/Electronic Devices                     | -                         | -                     | -                  | -        |
| Controlled Substances-Possession or Under Influence  | -                         | -                     | -                  | -        |
| Controlled Substances-Possession with Intent to Sell | -                         | -                     | -                  | -        |
| Controlled Substances-Sale of                        | -                         | -                     | -                  | -        |
| Disorderly Conduct                                   | 1                         | -                     | -                  | 1        |
| Extortion  | -                         | -                     | -                  | -        |
| Fighting   | -                         | -                     | -                  | -        |
| Fire Regulations Violation                           | -                         | -                     | -                  | -        |
| Forgery  | -                         | -                     | -                  | -        |
| Gambling   | -                         | -                     | -                  | -        |
| Gang Activity  | -                         | -                     | -                  | -        |
| Harrasment-Sexual                                    | -                         | -                     | -                  | -        |
| Harrasment-Stalking                                  | -                         | -                     | -                  | -        |
| Harrasment-Verbal/Physical                           | -                         | -                     | -                  | -        |
| Hate Crimes  | -                         | -                     | -                  | -        |
| Hazing   | -                         | -                     | -                  | -        |
| Insubordination/Disrespect                           | -                         | -                     | -                  | -        |
| Kidnapping/Abduction                                 | -                         | -                     | -                  | -        |
| Larceny  | -                         | -                     | -                  | -        |
| Obscene/Abusive Language toward Student              | -                         | -                     | -                  | -        |
| Obscene/Abusive Language toward Teacher              | -                         | -                     | -                  | -        |
| Threat/Intimidation                                  | 1                         | -                     | -                  | 1        |
| Tobacco-Possession or Use                            | -                         | -                     | -                  | -        |
| Trespassing  | -                         | -                     | -                  | -        |
| Unauthorized Use of Computers or Other Technology    | -                         | -                     | -                  | -        |
| Vandalism  | -                         | -                     | -                  | -        |
| Weapon Possession                                    | -                         | -                     | -                  | -        |
| Other Infractions                                    | -                         | -                     | -                  | -        |
| Reason for suspension not reported                   | -                         | -                     | -                  | -        |
| <b>Totals</b>  | <b>5</b>                  | <b>-</b>              | <b>-</b>           | <b>5</b> |

Please note: The number indicates the number of incidents, not the number of days or students suspended.