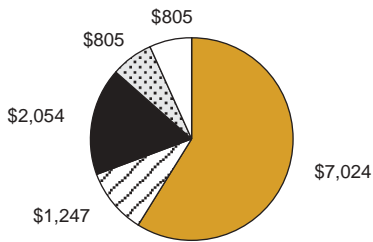


**Total per pupil expenditures for all programs in this district**

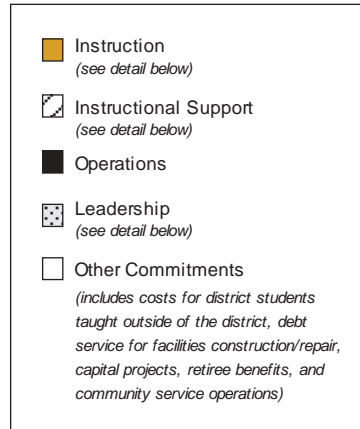
Per pupil expenditure is not a simple head-count, but a count by full-time equivalent.

Data source: InSite

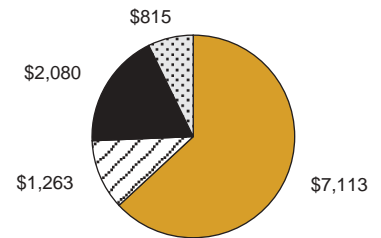
**Total per pupil expenditures including Other Commitments**



**Total per pupil expenditures**  
\$11,935



**Total per pupil expenditures excluding Other Commitments and out-of-district students**

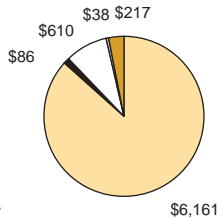


**Total per pupil expenditures**  
\$11,270

**Details from total per pupil expenditures for all programs in this district**

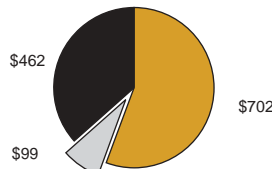
Data source: InSite

**Instruction Detail Total \$7,113**



- Classroom teachers
- Substitute teachers
- Paraprofessionals
- Classroom technology
- Classroom materials (including textbooks)

**Instructional Support Detail Total \$1,263**

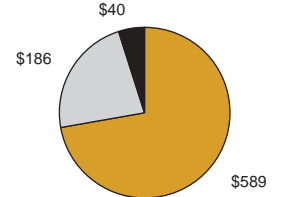


- Pupil support
  - guidance & counseling
  - library/media
  - extracurricular
  - student health & services
- Teacher support
  - curriculum development
  - professional development (see detail below)
  - sabbaticals
- Program support
  - program management
  - therapists
  - psychologists
  - evaluators
  - personal attendants
  - social workers

**Professional Development Detail (includes related substitute costs)**



**Leadership Detail Total \$815**



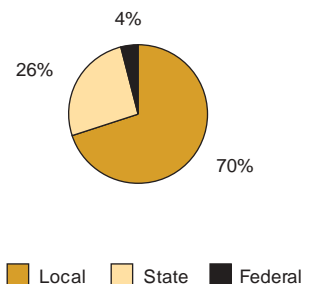
- School Management
- Program/Operations Management
- District Management

**Total expenditures by educational program**

Educational Program	The State	This District	FTE Students: This District
<b>Per Pupil Expenditures</b> <i>Per pupil expenditure is not a simple head-count, but a count by full-time equivalent.</i>			
General Education	\$8987	\$9606	10878
Limited English Proficiency	\$4886	\$19967	24
Special Education	\$28556	\$43690	727
Vocational Education	\$12395	\$12580	197
<b>Expenditures</b> <i>Title I is a simple head-count.</i>			
Title I	\$783	\$4113	375

Data source: InSite

**Sources of Revenue (excludes food service and debt service)**



Data source: Form 31