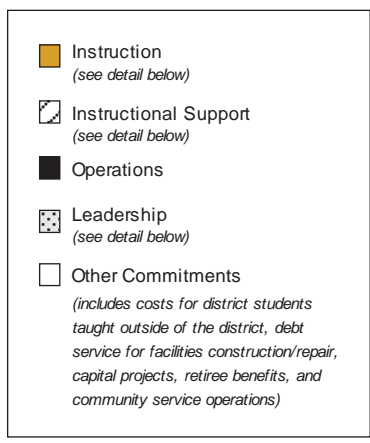
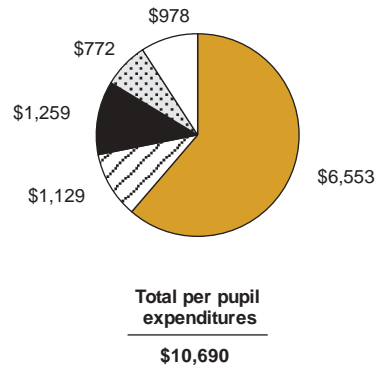


**Total per pupil expenditures for all programs in this district**

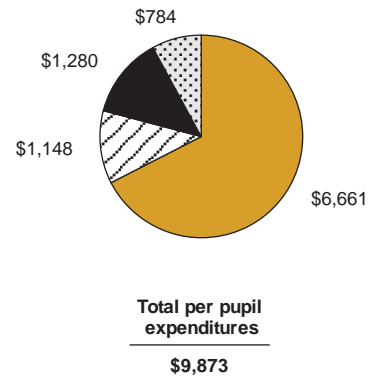
Per pupil expenditure is not a simple head-count, but a count by full-time equivalent.

Data source: InSite

**Total per pupil expenditures including Other Commitments**




**Total per pupil expenditures excluding Other Commitments and out-of-district students**



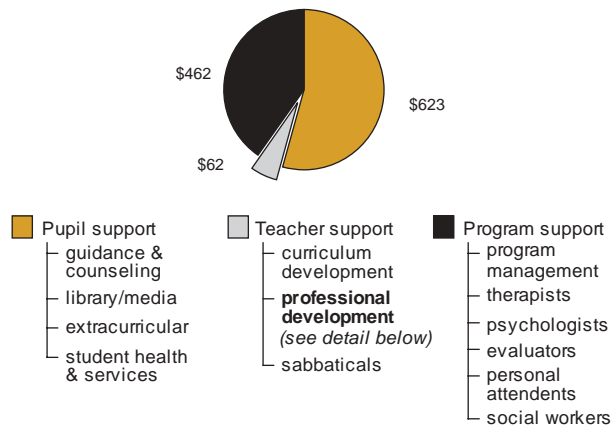
**Details from total per pupil expenditures for all programs in this district**

Data source: InSite

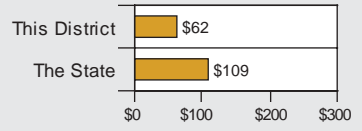
**Instruction Detail Total \$6,661**



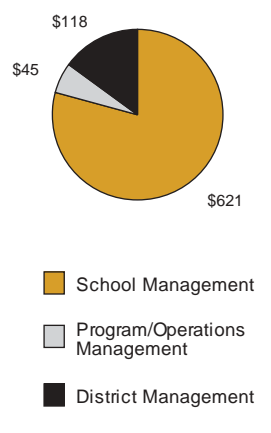
**Instructional Support Detail Total \$1,148**



**Professional Development Detail (includes related substitute costs)**



**Leadership Detail Total \$784**

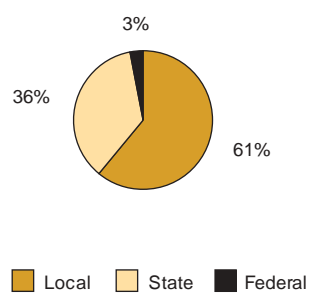


**Total expenditures by educational program**

Educational Program	The State	This District	FTE Students: This District
<b>Per Pupil Expenditures</b> <i>Per pupil expenditure is not a simple head-count, but a count by full-time equivalent.</i>			
General Education	\$8987	\$8205	3233
Limited English Proficiency	\$4886	\$13258	34
Special Education	\$28556	\$43843	229
Vocational Education	\$12395	\$557	23
<b>Expenditures</b> <i>Title I is a simple head-count.</i>			
Title I	\$783	\$1918	177

Data source: InSite

**Sources of Revenue (excludes food service and debt service)**



Data source: Form 31