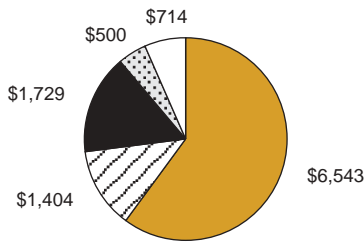


**Total per pupil expenditures for all programs in this district**

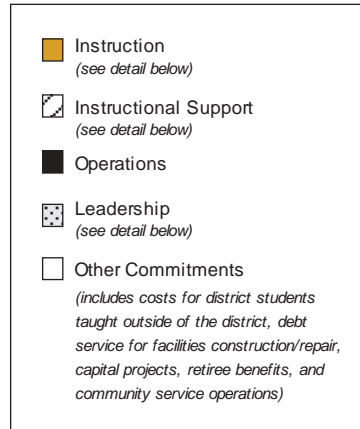
Per pupil expenditure is not a simple head-count, but a count by full-time equivalent.

Data source: InSite

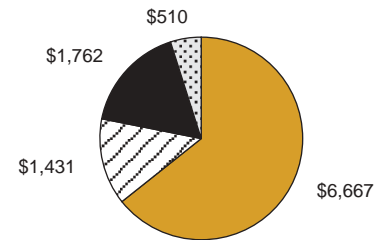
**Total per pupil expenditures including Other Commitments**



**Total per pupil expenditures**  
\$10,891



**Total per pupil expenditures excluding Other Commitments and out-of-district students**

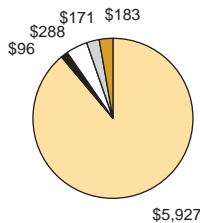


**Total per pupil expenditures**  
\$10,369

**Details from total per pupil expenditures for all programs in this district**

Data source: InSite

**Instruction Detail**  
Total \$6,667



- Classroom teachers
- Substitute teachers
- Paraprofessionals
- Classroom technology
- Classroom materials (including textbooks)

**Instructional Support Detail**  
Total \$1,431

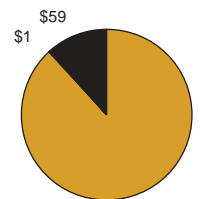


- Pupil support
  - guidance & counseling
  - library/media
  - extracurricular
  - student health & services
- Teacher support
  - curriculum development
  - professional development (see detail below)
  - sabbaticals
- Program support
  - program management
  - therapists
  - psychologists
  - evaluators
  - personal attendants
  - social workers

**Professional Development Detail**  
(includes related substitute costs)



**Leadership Detail**  
Total \$510



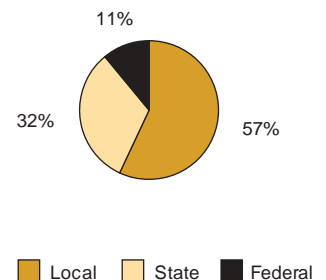
- School Management
- Program/Operations Management
- District Management

**Total expenditures by educational program**

Educational Program	The State	This District	FTE Students: This District
<b>Per Pupil Expenditures</b> <i>Per pupil expenditure is not a simple head-count, but a count by full-time equivalent.</i>			
General Education	\$8987	\$9738	2590
Limited English Proficiency	\$4886	\$8552	15
Special Education	\$28556	\$23847	220
Vocational Education	\$12395	\$6640	20
<b>Expenditures</b> <i>Title I is a simple head-count.</i>			
Title I	\$783	\$3456	73

Data source: InSite

**Sources of Revenue**  
(excludes food service and debt service)



Data source: Form 31