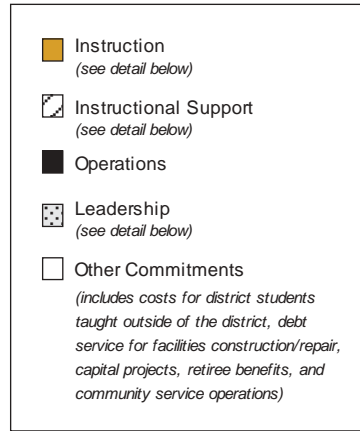
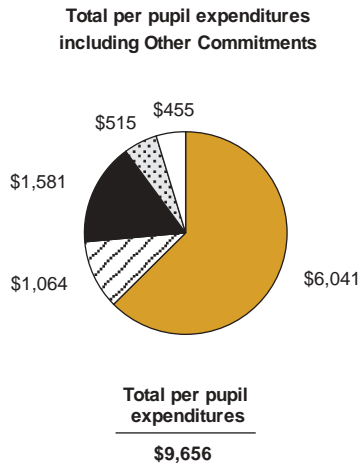


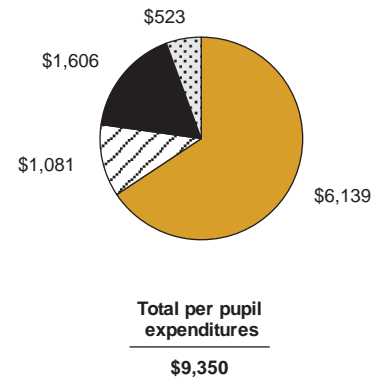
Total per pupil expenditures for all programs in this district

Per pupil expenditure is not a simple head-count, but a count by full-time equivalent.

Data source: InSite


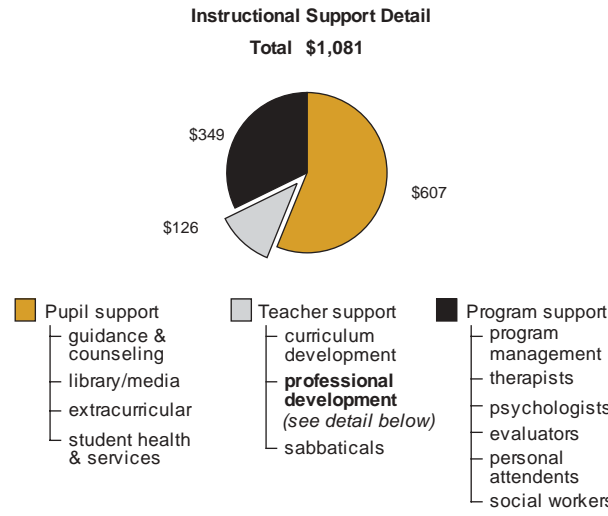
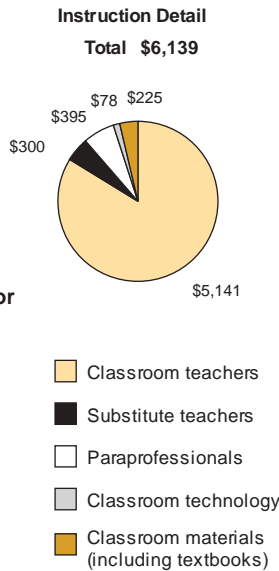


Total per pupil expenditures excluding Other Commitments and out-of-district students

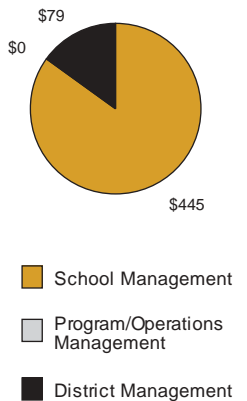


Details from total per pupil expenditures for all programs in this district

Data source: InSite



Leadership Detail Total \$523

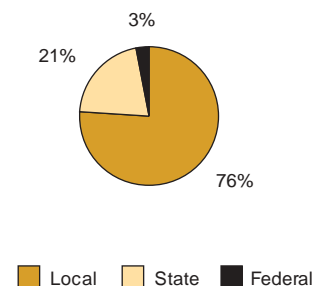


Total expenditures by educational program

Educational Program	The State	This District	FTE Students: This District
Per Pupil Expenditures <i>Per pupil expenditure is not a simple head-count, but a count by full-time equivalent.</i>			
General Education	\$8987	\$7821	3326
Limited English Proficiency	\$4886	\$24585	6
Special Education	\$28556	\$37483	215
Vocational Education	\$12395	\$1	16
Expenditures <i>Title I is a simple head-count.</i>			
Title I	\$783	\$2654	101

Data source: InSite

Sources of Revenue (excludes food service and debt service)



Data source: Form 31