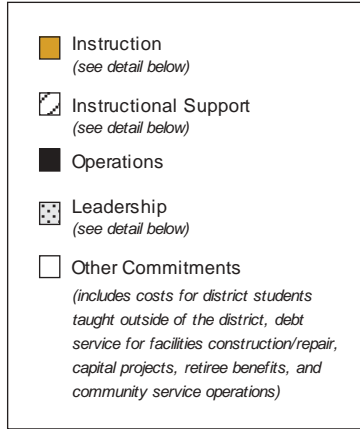
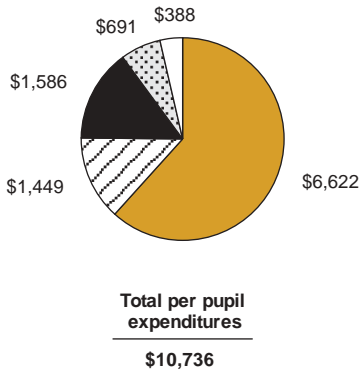


Total per pupil expenditures for all programs in this district

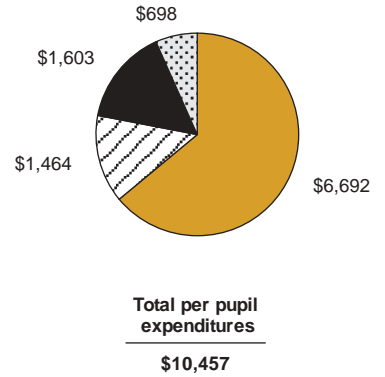
Per pupil expenditure is not a simple head-count, but a count by full-time equivalent.

Data source: InSite

Total per pupil expenditures including Other Commitments



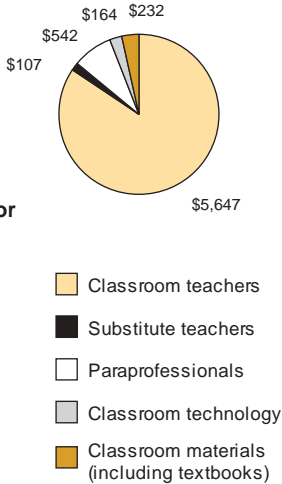
Total per pupil expenditures excluding Other Commitments and out-of-district students



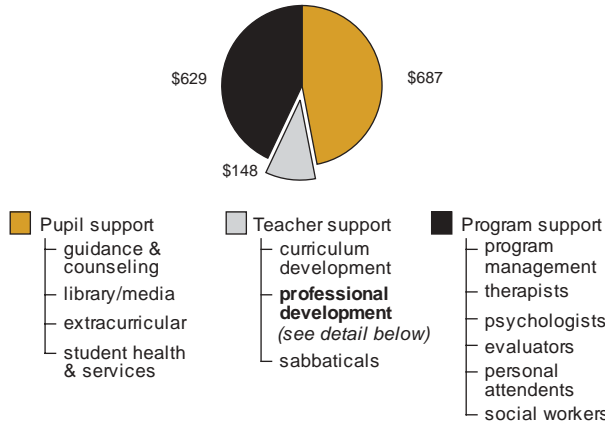
Details from total per pupil expenditures for all programs in this district

Data source: InSite

Instruction Detail Total \$6,692



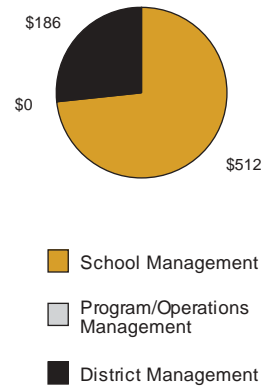
Instructional Support Detail Total \$1,464



Professional Development Detail (includes related substitute costs)



Leadership Detail Total \$698

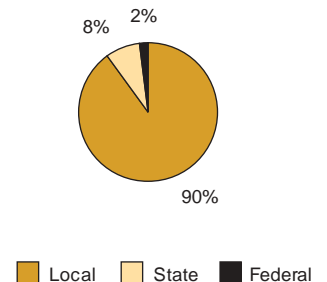


Total expenditures by educational program

Educational Program	The State	This District	FTE Students: This District
Per Pupil Expenditures <i>Per pupil expenditure is not a simple head-count, but a count by full-time equivalent.</i>			
General Education	\$8987	\$8547	2289
Limited English Proficiency	\$4886	\$72038	1
Special Education	\$28556	\$39779	144
Vocational Education	\$12395	\$11138	3
Expenditures <i>Title I is a simple head-count.</i>			
Title I	\$783	\$8050	18

Data source: InSite

Sources of Revenue (excludes food service and debt service)



Data source: Form 31