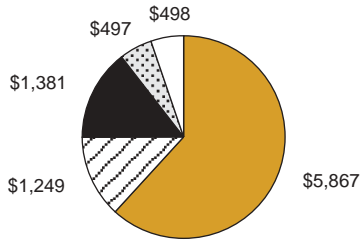


Total per pupil expenditures for all programs in this district

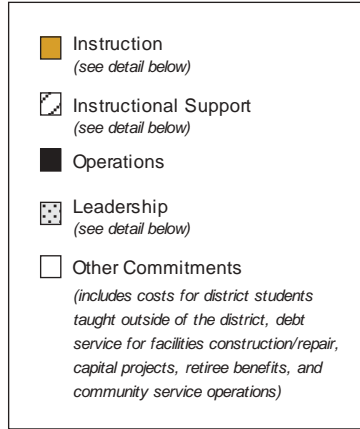
Per pupil expenditure is not a simple head-count, but a count by full-time equivalent.

Data source: InSite

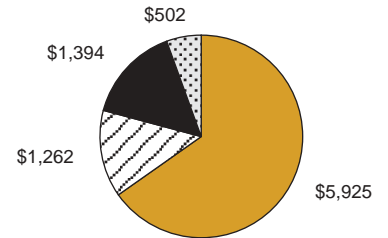
Total per pupil expenditures including Other Commitments



Total per pupil expenditures
\$9,493

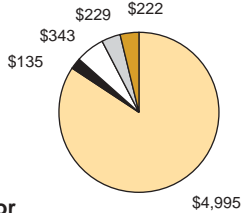


Total per pupil expenditures excluding Other Commitments and out-of-district students



Total per pupil expenditures
\$9,083

Instruction Detail Total \$5,925



Details from total per pupil expenditures for all programs in this district

Data source: InSite

- Classroom teachers
- Substitute teachers
- Paraprofessionals
- Classroom technology
- Classroom materials (including textbooks)

Instructional Support Detail Total \$1,262

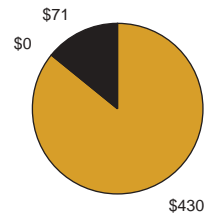


- Pupil support
 - guidance & counseling
 - library/media
 - extracurricular
 - student health & services
- Teacher support
 - curriculum development
 - professional development (see detail below)
 - sabbaticals
- Program support
 - program management
 - therapists
 - psychologists
 - evaluators
 - personal attendants
 - social workers

Professional Development Detail (includes related substitute costs)



Leadership Detail Total \$502



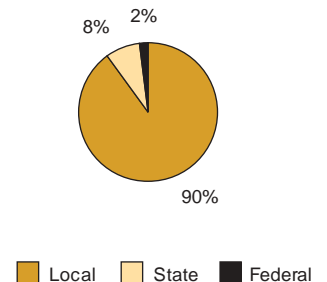
- School Management
- Program/Operations Management
- District Management

Total expenditures by educational program

Educational Program	The State	This District	FTE Students: This District
Per Pupil Expenditures <i>Per pupil expenditure is not a simple head-count, but a count by full-time equivalent.</i>			
General Education	\$8987	\$7855	3086
Limited English Proficiency	\$4886	\$38985	1
Special Education	\$28556	\$36421	186
Vocational Education	\$12395	\$39981	1
Expenditures <i>Title I is a simple head-count.</i>			
Title I	\$783	\$0	NA

Data source: InSite

Sources of Revenue (excludes food service and debt service)



Data source: Form 31