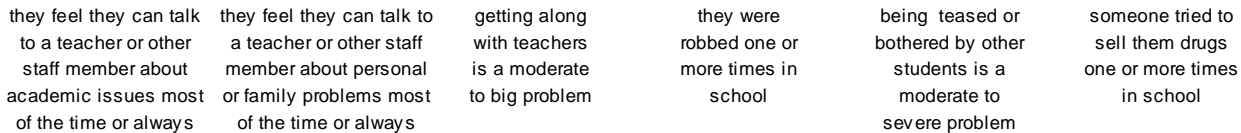




Percent of students reporting that . . .

100  
80  
60  
40  
20  
0



**Selected  
School Climate  
SALT Survey  
student  
findings**

*Student Charts  
C.2-C.6*

 This school  
 The state