

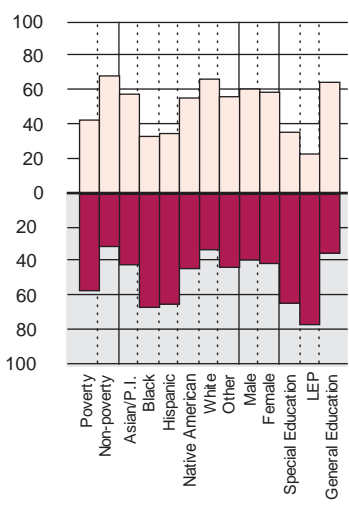
Elementary School

Mathematics (SKILLS)

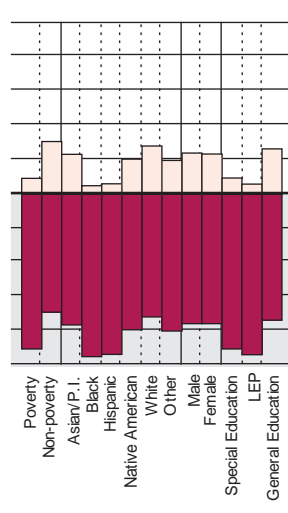
Percentage of students meeting the standard

Percentage of students not meeting the standard

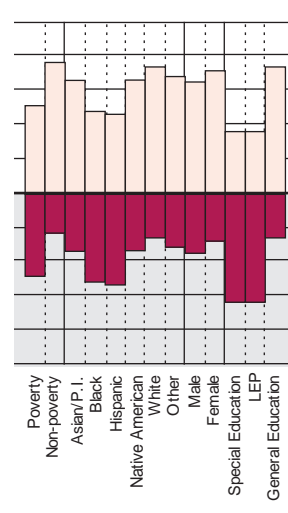
fewer than 10 students tested, no students were proficient, no test-takers



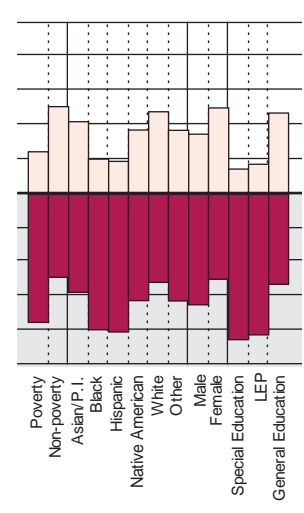
Mathematics (PROBLEM SOLVING)



English Language Arts (READING: ANALYSIS & INTERPRETATION)



English Language Arts (WRITING: EFFECTIVENESS)



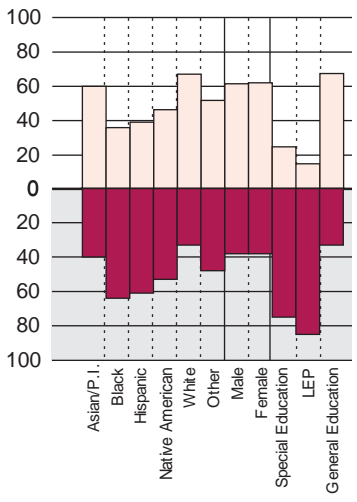
Middle School

Mathematics (SKILLS)

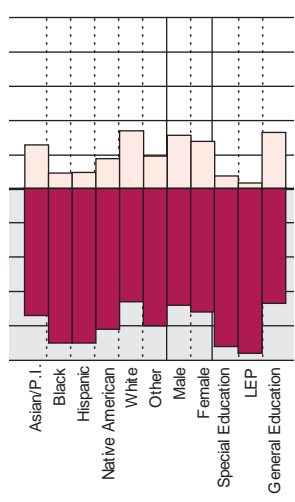
Percentage of students meeting the standard

Percentage of students not meeting the standard

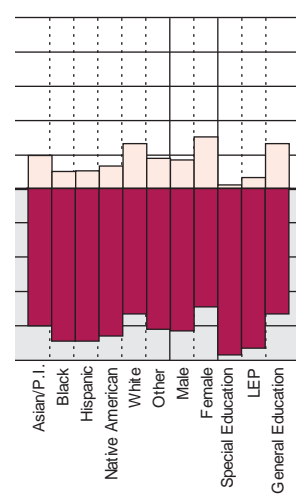
fewer than 10 students tested, no students were proficient, no test-takers



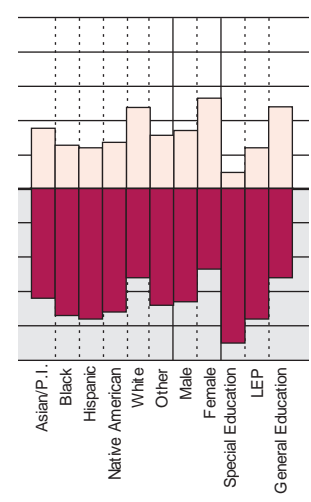
Mathematics (PROBLEM SOLVING)



English Language Arts (READING: ANALYSIS & INTERPRETATION)



English Language Arts (WRITING: EFFECTIVENESS)



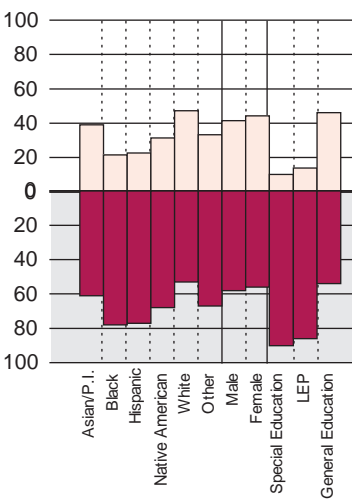
High School

Mathematics (SKILLS)

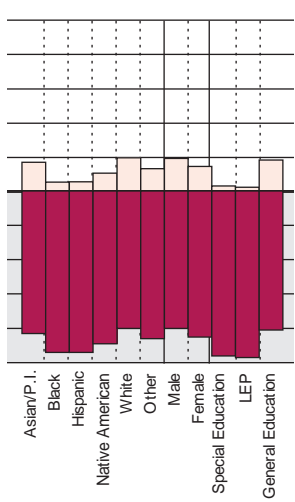
Percentage of students meeting the standard

Percentage of students not meeting the standard

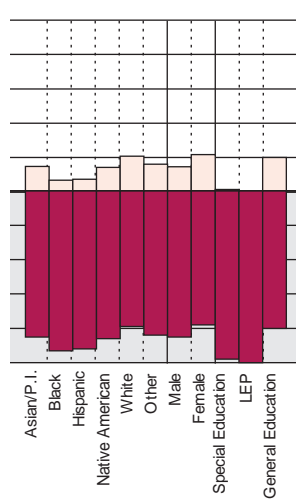
fewer than 10 students tested, no students were proficient, no test-takers



Mathematics (PROBLEM SOLVING)



English Language Arts (READING: ANALYSIS & INTERPRETATION)



English Language Arts (WRITING: EFFECTIVENESS)

