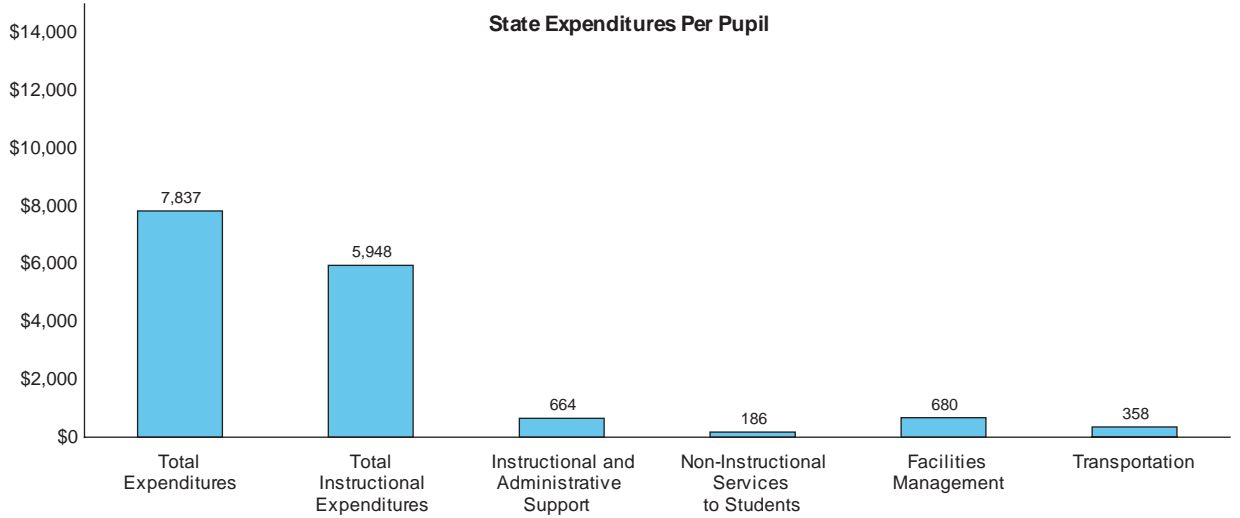
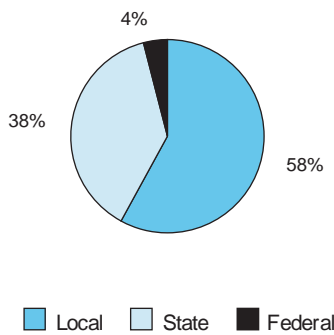


	State Average
Median Family Income (\$)	39,172
Per Capita Income (\$)	14,981
Property Value Per Student (\$)	309,319
Relative Local Tax Capacity	100
Relative Local Tax Effort	100
Local Tax Rate Per \$1,000 of Assessed Value (1998) (\$)	20.70

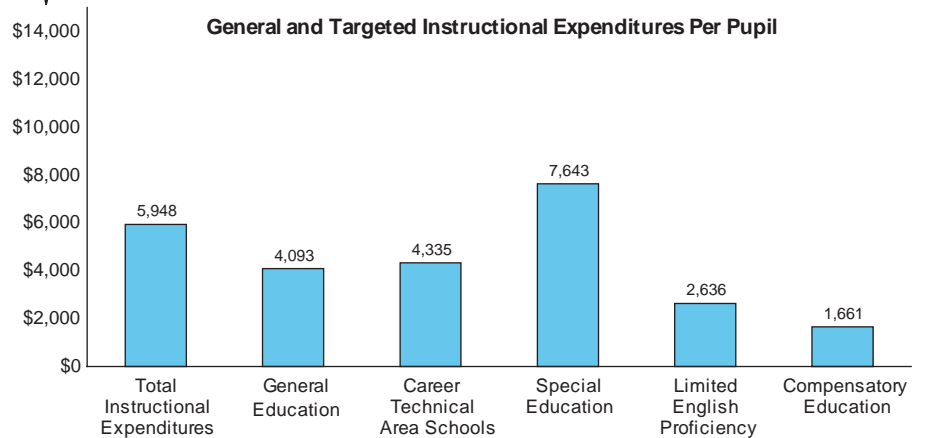
State financial information



Sources of Revenue



General and Targeted Instructional Expenditures Per Pupil



Financial information

More detailed financial information will appear at the district and individual school level in next year's INFORMATION WORKS! This year, data collected from a sample of Rhode Island districts and schools will be available under separate cover.